




CPU Holders

Accessories



In tight spaces, install swivel plate without track



CPU-4 model features keyed face lock



All models feature tool-free height and width adjustment



All models have 50 lb. weight capacity (CPU-3 shown)

Convenient Access & Space Saving CPU Support

Increase your options for suspended CPU placement and access while saving space and simplifying movement.

Convenient Location

Storing CPU under the worksurface helps to protect equipment and saves valuable workspace. Access to drive bays and ports are always nearby.

Easy Access

360° rotation provides easy access to cables and ports.

Security

The CPU-4 holder with keyed face lock reduces the threat of CPU theft.

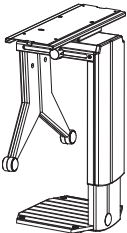
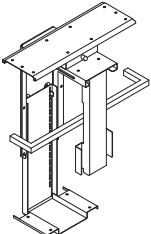
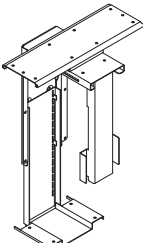
Durability

All CPU holders are sturdy, made of rigid steel and help protect your investment.

Options

Select from 3 different models to meet your specific needs.

Ergonomic Accessories — Accessories

		Model#	Weight
	<p>Captor™ Holder</p> <ul style="list-style-type: none"> - 18" track length - 360° swivel for easy access to back pane - Stores CPU vertically beneath surface to protect CPU & saves valuable workspace - Securely "clamps" the CPU in position - Adjusts to support most CPU sizes: 14" to 22"H, 7 1/8" to 9 3/4" W, any depth - 50 lb. weight capacity - Finish: translucent plastic with silver - No tools needed to adjust height or width range 	APT-3	11
	<hr/>		
	<p>Locking CPU Holder</p> <ul style="list-style-type: none"> - 18" track length - 360° swivel for easy access to back panel - Stores CPU vertically beneath surface to protect CPU & saves valuable workspace - Securely lock CPU into holder with key - Adjusts to support most CPU sizes: 15" to 23"H, 4-3/4" to 8-1/2"W, any depth) - 50 lb. weight capacity - All metal construction - Finish: black powder coat - No tools needed to adjust height or width range 	CPU-4	12
	<hr/>		
	<p>CPU Holder</p> <ul style="list-style-type: none"> - 18" track length - 360° swivel for easy access to back panel - Stores CPU vertically beneath surface to protect CPU & saves valuable workspace - Securely "clamps" the CPU in position - Adjusts to support most CPU sizes: 15" to 23"H, 4-3/4" to 8-1/2"W, any depth) - 50 lb. weight capacity - All metal construction - Finish: black powder coat - No tools needed to adjust height or width range 	CPU-3	11

The following are federally registered trademarks of Workrite Ergonomics: Workrite Ergonomics®. The following is a trademark of Workrite Ergonomics: Idea at Work™, Captor™.



Printed with 25% post-consumer waste, 50% total recycled content.

1400112-0408 ©2008 Contents subject to change without notice.

Idea at Work
1450 Technology Lane
Petaluma, CA 94954
www.idea-at-work.com
800.959.9675

